

Annual Report 2021

ADELAIDE UNIVERSITY UNION



Image: Native Food Market

Adelaide University Union is constituted pursuant to the University of Adelaide Act.

ABN: 19 572 381 388

The principal place of business is:
Level 4 Union House
University of Adelaide, Victoria drive, Adelaide SA 5005

The Union's principal activity during the financial year was the provision of student services. No significant change in the nature of those activities has occurred during that period.

No matters or circumstances have arisen since the end of the financial year, other than those mentioned in the attached financial statements, which significantly affected or may significantly affect the operations of the Union, the results of those operations, or the state of affairs of the Union in future financial years. The Union will continue to provide student services with attention to the effective allocation of scarce resources.

Since the end of the financial year, no member of the Board, or a firm of which the Board member is a member, or a body corporate in which the Board member or administrator has a substantial financial interest, has received or become entitled to receive a benefit, either directly or indirectly, from the union as a result of a contract between the Board member, firm or body corporate and the Union, as except as disclosed in notes to the financial statements.

The Union and the University of Adelaide entered into a two-year funding agreement commencing on 1st January 2019. Under the agreement, the University of Adelaide provides the funding to the Union to enable it to continue to provide specified services to students. The funding is based on a fixed percentage allocation of SSAF.

The financial report was authorised for issue by the Board of Directors on July 2021. The Adelaide University Union has the power to amend and reissue the final report.

Introduction

One notable lesson that COVID-19 has taught us is that life continuously changes, and we need to adapt ourselves to ensure we are best positioned to deal with the challenges. In 2021, we saw the need for greater flexibility and a focus on health, with academic integrity and online exams remaining topical. At the end of the year, we also heard positive indications around the Australian borders and were excited to finally be able to see our international students back on our campus.

We also welcomed our new Vice Chancellor (VC), Peter Høj, with whom we organised the very first Q&A to ensure students got a chance to ask important questions and express their opinions about what the future of the University should look like.

2021 was a defining year for us. As we continued to deliver high-quality services to our students and adapt to the constant changes, we undertook key projects to ensure we continued to be the main body on campus to provide valuable student experience and support to our students.

One key project we undertook was the rebranding project. It was about time we looked at our current brand and name to ensure it was still relevant and captured the important work that we do and our values. To ensure the new brand was also inclusive, an extensive consultation (surveys, workshops and focus groups) and development process was undertaken. The launch of the new brand will occur in 2022.

I am immensely proud of the achievements of Gary Sutherland and his team in helping us to thrive as an organisation. I am confident that our achievements and hard work have best positioned us to recover and thrive in the post-pandemic world.

Handwritten signature in black ink, reading '王梓劭' (Wang Zhihao).

Oscar Ong

President and Chair
Adelaide University Union

Contents

Executive Officer's Report	1
Clubs	3
Student Care	5
AUU in Hub Central and Student Ambassadors	10
Student Representation	11
Marketing	13
Communications	15
Membership	18
Student Employment	19
Events and Volunteering	21
Student Media	23
Student Radio	25
Financial Report	27

Executive Officer's Report

Given the continued impact of COVID-19, there were many challenges throughout the year, with many students adopting the model of online study. Whilst the organisation continued to deliver outstanding events on campus, our online offerings also ensured interaction with both domestic and offshore international students.

Our capacity to generate independent income was significantly impacted given the low foot traffic on campus – this influenced our operations regarding advertising, sponsorship, membership, vending, volunteering, and commercial sales. The commercial entities of the Adelaide University Union (AUU) remained solvent under trying circumstances.

The AUU continued to search for venues 'near-campus' that will not only generate alternate independent revenue but also enable greater opportunities to interact with our very active AUU Clubs community. The temporary Clubs Lounge in the remote Hartley building, unfortunately, remains the only location for our Clubs community to be based. Given the strong relationship between student experience and student retention, this student community is deserving of a more prominent and centrally located space and we continue to lobby for that.

In the last quarter of 2021, the AUU Board saw fit to approve the 'rebrand' of the AUU – this project has been almost 18 months in evolution and will be implemented during the second half of 2022. It

is intended that the rebrand provide a fresh, energised, and modern perspective on our organisation, and drives a higher level of interaction and relevance within our community.

The annual AUU election process was held online for the second consecutive year – our election process is now much more efficient, sustainable, and far lower in resource demands.

Student Care addressed over 13,500 separate student-initiated concerns over 2021, with nearly one in three of those contacts being from International students. Over 8,000 free breakfasts were served at 'Breakfast Club', an impressive number given the student population regularly on campus.

It was noted in the 2020 Annual Report that "frustratingly the AUU staff remain in dilapidated and remote offices that do not assist in our capacity to engage with and enhance the experience of students". Unfortunately, this status has worsened over the second half of 2021, and we look forward to the resolution of this in 2022.

The AUU signed a three-year Student Services and Amenities Fee (SSAF) agreement with the University of Adelaide, an excellent outcome. An enormous thanks go to the devoted staff of the AUU, who continually strive for and achieve great interactions and outcomes for students.

Gary Sutherland
Executive Officer



Image: O'Week 2021

Clubs

Clubs continued to exist within the Marketing and Engagement portfolio throughout 2021 and had the equivalent of 1.5 professional staff working in the club's space.

Work throughout the year focused on post-COVID life, offering clubs stall space at O'Week in February and Clubsland in August to try and recruit new members. There were a couple of big challenges for most clubs in 2021 including trying to get back to 2019 membership numbers, and finding engaged members who were willing to put their hand up for executive committee positions.

In 2021, the Clubs Committee met seven times and continued to be responsible for approving Expression of Interest applications, Provisional Registrations, and grant funding.

The 2021 Clubs Committee members were:

- Andrew Lai (Committee Chair)
- Angela (Chuye) Qin (President, Adelaide University Union)
- Nick Birchall
- Will Broderick

We thank the Committee for their time and consideration on club matters throughout the year.

17 new clubs were granted provisional registration, including The Adelaide University Baking Club, Adelaide University Comedy Club, Adelaide University Disco and Funk Club, The University of Adelaide Project Management Society and The Disability, Illness and Divergent Association (DIDA). All these clubs have been a great addition to the clubs' community, and we look forward to seeing them continue to contribute to campus culture.

Club grant expenditure lifted sharply in 2021, and we exhausted our budget in August before being provided with another \$20K which again was fully expensed in October.

The jump in grant funding helped to contribute to a busy year for events. Notable club-run events throughout the year included:

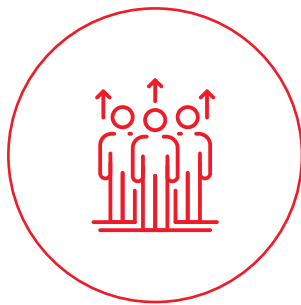
- The Politics and International Relations Association 'PIRAFEST',
- The Occult Clubs 'Halloween Party',
- WISTEMS, Robogals and SWISE 'Do It in A Dress' fundraising campaign and coffee catch-ups,
- The Economics Club 'Playconomics and Pizza', and
- Adelaide Sustainability Association and Adelaide Fashion Collective's collaborative 'Sustaina-BALL.'

The AUU Clubs and Events team also put on a range of events for club executives throughout the year, notably, the Presidents Welcome Drinks, Clubs Training Day and our annual Club Presidents Dinner which is a flagship event allowing us to celebrate the success and efforts of Presidents throughout the year. We would like to again congratulate the winners of our awards:

- Best Inaugural Year – Disability, Illness and Divergence Association (DIDA)
- Ace of Clubs Award – Ashley Jayasuriya
- Best Clubs Initiative Award – Adelaide University Economics Club
- Best O'Week Stall – Adelaide University Spanish Club
- Clubs Admin Award – Anime Club, Marika Colby

Deciding that students were surveyed out, we decided to instead run a financial audit at the end of 2021. This allowed us insight into the financial operations of clubs and provided valuable insight into the function of the Treasurer and where gaps in knowledge and opportunity for training may be for this committee position.

For now, the AUU Clubs lounge remains in the Hartley basement, and we hope to see a move back towards a more central campus location.



17

NEW CLUBS



2

MAJOR GRANTS
APPROVED



Image: Clubsland information stall



Image: Clubsland in Hub Central

Student Care

Student Care has a unique place in the University of Adelaide life, specifically in the delivery of a comprehensive and distinctive suite of independent student advocacy and welfare services. These services are confidential and free to all enrolled students across all campuses.

Service delivery

Like in 2020, with the distinctive challenges of COVID-19, there were several periods in 2021 when it was necessary to resume an entirely virtual mode of service delivery. Wherever we could offer a blended service we did and our learning from having to pivot our service at short notice has meant going forward Student Care can be even more responsive to student preferences about contact type. With this flexibility, we have experienced efficiencies in time management and productivity.

Advocacy and student support

Support to students experiencing financial hardship due to the impact of COVID-19 remained a strong focus of Education Welfare Officer (EWO) work and we continued to provide practical, material and psychological assistance to students in financial need. Residual food support vouchers from the Student Support Packages of 2020 were transferred from the University to Student Care adding to the suite of grants / Foodbank vouchers and hampers available for students in need. Once these vouchers were exhausted, the AUU Board generously provided additional funding specifically for food support.

Additionally, Student Care, in collaboration with the University was critical in the implementation of the Student Emergency Fund (SEF). The SEF was set up in direct recognition of the extent of financial hardship experienced by students because of the impact of COVID-19.

Throughout the year, staff were involved in supporting and advocating with students about a wide range of matters, including:

- The University's use of ProctorU software. Students identified difficulties in accessing reliable hardware (working webcam and microphone), reliable wi-fi, and suitable locations to conduct exams without interruption. Students expressed dissatisfaction also when refused a replacement exam because of Proctor U software issues.
- Finding emergency accommodation and/or changed accommodation. This included exploring with Housing SA the potential for a new, longer-term housing option for students seeking tenured housing outside of the existing student subsidised accommodation (SSA) option and a different version of SSA with the University's Accommodation Services.
- Modified Arrangements for Coursework Assessment (MACA) policy clarification with reference to those seeking Additional Assessment due to Last Course provisions.

Key Service Data



8,600

ONE-ON-ONE STUDENT CONTACTS



13,000

SEPARATE STUDENT CONCERNS

Over 9,500 student concerns related to the provision of support – of advocacy, welfare, or financial nature

12.5%

CONTACTS RELATED TO STUDENT GRIEVANCES

13%

STUDENT CONTACTS RELATED TO A FINANCIAL OR MATERIAL ASSISTANCE MATTER



1 in 3

STUDENTS WHO CONTACTED STUDENT CARE WERE INTERNATIONAL STUDENTS



80

STUDENTS ACCESSED ADVICE ON CAMPUS FROM OUR VISITING SERVICES BE IT LEGAL ADVICE, TAX HELP OR BUDGET SUPPORT.



OVER


\$250,000

WAS DISPERSED DIRECTLY TO ENROLLED STUDENTS VIA SEVEN DIFFERENT SCHOLARSHIP/GRANT SCHEMES



260

STUDENTS WERE SUCCESSFUL IN RECEIVING A GRANT



8,000

BREAKFASTS DELIVERED ACROSS THREE CAMPUSES

Outreach activities

A snapshot of Student Care's outreach activities throughout 2021 included:

- Roseworthy dedicated EWO days (monthly) and 'Brunchfast' at Waite twice a semester
- Panel participant for Arts Peer mentoring program
- Welcome Day for Higher Degree by Research (HDR) students at Waite
- Participation in Stress Less and Chill and Grill events at all campuses
- First-year transition to University interviews at Lincoln College across three nights
- Presentation to Postgraduate Association for Waite Students (PAWS)

Service Partnerships

Student Care continued partnerships with the Central Community Legal Service, and the Australian Taxation Office's Tax Help program to provide free legal advice and tax return preparation assistance to students, respectively. In addition, we partnered with Uniting Communities SA Financial Literacy Program to provide free budget support and advice appointments.

New Initiatives

- Delivery and implementation of new Student Emergency Fund for 2021 (in conjunction with Student Life and External Relations)
- The introduction of a blended model of service delivery as standard practice
- Budget Support Service (in partnership with Uniting Communities SA)
- Successful SSAF proposal to increase funding and enable recruitment of a new EWO position
- Food Support Coles vouchers (supported by AUU Board in response to ongoing food support needs of students impacted by COVID-19)



Image: Student Care




Image: Student Care at O'Week 2021

Student Feedback

“Thank you so much for supporting me today!! It was very kind of you to explain the situation to them. I really appreciate your help. Again, I would like to express my warm thanks to you! Please accept my gratitude. Best wishes.”

19th January 2021

“I have recently graduated in 2019 and I wish I had visited your office sometime to say thank you. I really appreciate all your great support to me, not only in terms of my mental health but also my financial situation in 2018. Without your deep understanding and compassion, I could not overcome all challenges in that tough time.”

27th January 2021

“Thank you very much for your prompt response. I would like to take this opportunity to express my sincere gratitude to you and related persons that have reconsidered and helped me with this matter. This really means a lot to me, and you all just made my day, particularly to help my dream become true.”

March 2021

“I am very happy to tell you that I will no longer be needing the appointment today as I have gotten the Student Grievance resolved, thanks to your help. My final grade will no longer be capped at 50P. Again, I would like to thank you for the advice and help you have provided me, and I will be forever grateful and thankful for what you have done. As I would have never gotten the results I sought without your guidance.”

3rd August 2021

Events



Student
Representative
Council

Image: AUU Student Ambassadors

AUU in Hub Central and Student Ambassadors

A new chapter for the AUU arrived in August with the opening of a new front of house in Hub Central at North Terrace.

The space was created to increase the visibility of the organisation, improve student engagement, and connect students with the services and experiences the Union provides. Since its launch, the space has been used for key Membership and AUU promotions and has become the main contact point for AUU Membership sales and questions.

The project saw the recruitment of current University of Adelaide students to become new 'AUU Student Ambassadors' and staff the space. A team of students who were active on campus and had a good understanding of the AUU and its service offering were selected. In addition to working in the Hub, Student Ambassadors were involved in communications, events, and promotional opportunities for the AUU.

The AUU continued to have the presence of Student Ambassadors at Roseworthy to support AUU operations on campus including merchandise from The Store, Membership promotions, events, and club activities.

Student Representation

The Student Representative Council (SRC) is the peak representative body for students at the University of Adelaide, providing a democratic and transparent forum for students' interests and affairs to be governed effectively.

In 2021, the SRC continued to advocate for students affected by the COVID-19 pandemic. The SRC participated in the University's COVID-19 Incident Management Taskforce, where they played a prominent role in shaping the University's pandemic response.

Through their involvement in the task force, the SRC ensured a smooth re-introduction of face-to-face learning, international students back on campus, and visa extensions for international students.

Council members further successfully campaigned for assessment extensions/replacements for students affected by COVID-19, exam grade curving, and stopping the introduction of invasive ProctorU examination software.

The SRC reintroduced physical events on campus, including the 49th George Duncan Memorial, Stress Less events each semester, and a forum with the newly appointed Vice Chancellor Peter Høj.

Elections were held for AUU Board and SRC roles in early September. The SRC resolved to affiliate with the Council of Postgraduate Associations and the Council of International Students Australia. Student representatives participated in these organisation's mid-year conferences and Annual General Meetings, on behalf of the students at the University of Adelaide.



Image: Student Representative Council at O'Week 2021

Marketing

The extreme disruptions of 2020 gave way to a slow and gradual shift to more normal University operations across 2021. Domestic staff and students returned to campus in large numbers, but international students remained off shore for most of the year.

Connecting and communicating with student audiences with such divergent experiences and challenges was a recurring issue throughout the year and often required mixed modes for promotional and communications campaigns for both online and in-person audiences. There were many successes throughout the year, and some significant project work undertaken to position the AUU for continuing success in 2022.

Highlights for the year included:

- Development and fit out of a new AUU headquarters in Hub Central providing an accessible space for students to interact with the AUU and access information and support.
- Undertaking an all-student survey from 27 October to 10 November, a total of 712 completed responses were received with results and data used to inform decisions for 2022.
- Resumption of production of a student diary to be provided to students again in 2022.
- Successful promotional campaigns for numerous large scale campus events including O'Week, Roller-Palooza, Artland, Stress Less, and Native Food Market.
- Collaboration with the University on The Festival of Sausage in Bread event as part of Tasting Australia.

Work also commenced on a rebranding project for the AUU, the last organisational rebrand was undertaken in 2012 with the current brand nearing the limit of a recommended 10-year brand lifecycle. This project was substantial and comprehensive, with scope to assess and reshape all facets of the AUU brand.



Image: Main stage at O'Week 2021



Image: AUU space in Hub Central



Image: Roller Palooza

Creative agency Nation was contracted to undertake the project in conjunction with AUU marketing and communications staff. Work undertaken across 2021 included:

- Project scoping, framework and timeline development.
- Undertaking an all-student and staff survey across weeks two and three of semester 1 with 940 completed responses submitted.
- Coordination of a student workshop in April to further explore the concepts and themes that were evident in the survey data.
- Development, of a brand architecture and manifesto document to help inform future decisions around brand names and identity.
- Numerous staff and Board presentations and workshops.
- A series of audience testing workshops to gauge opinions and responses to potential brand names, positioning statements and to expand the reach or audience research to include prospective students and their parents.

The work undertaken across the year will form the basis of the final implementation phase of the rebrand project to be undertaken in 2022.

Communications



25,000

E-NEWSLETTER SUBSCRIPTIONS

Social media and digital communication channels continued to support students online with timely information and updates surrounding on-campus COVID restrictions in 2021.

Digital fatigue was a prominent challenge for communications to students as a year of snap lockdowns and campus closures drove a surge in digital connectivity and content consumption. Despite this, competitions, and content from far-reaching events such as The Festival of Sausage in Bread, Roller Palooza and Adelaide Uni's Got Talent saw slow but sustained growth and engagement on Union social channels.

E-newsletter subscriptions continued to grow with over 25,000 subscribers by December 2021. Following the downward trend in social media and online engagement, open rates (40%) and click through rates (3.7%) of email communications and e-newsletters both saw slight decreases, but continue to perform at or above industry benchmarks.



Image: Membership sales team



Image: Membership combi van

uni/on

Membership

Membership numbers decreased in 2021, with total membership sitting at 3,525 at year's end.

This represented an overall decline of 13% from the 2020 figure of 4,072 members. COVID-19 restrictions, international student enrolment losses, lockdowns including the postponement of mid-year Orientation and the shift to remote study were primary drivers for this decrease.

In 2022, membership will promote and incentivise three-year memberships, over one and two years, which should see an increase in membership growth for the year and subsequent years as well as an increase in revenue.

Student Employment

Student Employment equips students with the skills to find and apply for casual or part-time paid work opportunities. The service is completely free and available to all students studying at the University of Adelaide.

February also saw a large number of jobs being advertised via the Jobs Board. With COVID-19 restrictions easing, confidence was building for employers hiring casual and part-time staff in hospitality and retail.

Demand for one-on-one student consultation decreased in April and May as students placed their focus on end-of-semester assignments and exams. Over this time, Student Employment focussed on organising short courses, including finding a new first aid provider due to the variable availability of St John Ambulance. Student Employment also met with representation from the School of Agriculture, Food and Wine to ascertain training needs for the year's cohort of agriculture students, including forklift training, chemical handling training, as well as first aid.

June and July were yet again a quiet period in terms of one-on-one assistance for students and employment opportunities. This was due to several factors, including the peak exam and assessment period, the return of COVID-19 lockdown and further restrictions, and also a lower number of international students on campus. International students have always been heavy users of the Student Employment service.

August saw a slow start to student engagement, but with COVID-19 restrictions easing further, the casual and part-time job market saw slow improvement with Christmas casual vacancies being advertised and an increase in appointments and requests for assistance – largely via email and Zoom, rather than face-to-face meetings.

A sold-out Barista and Food Safety course and the introduction of a new White Card training course added weight to the short course training program delivered by Student Employment in October and November. In December, work commenced on preparation for O'Week, including revising the training plan and pricing and building engagement opportunities for the Student Employment O'Week stand.

Key Service Data



500

VACANCIES ADVERTISED



87

RESUMES REVIEWED



25

SUBSIDISED (OR FREE)
TRAINING COURSES



185

STUDENTS
PROVIDED WITH
SUBSIDISED (OR
FREE) TRAINING
COURSES



177

ONE-ON-ONE
APPOINTMENTS
WITH STUDENTS

Events and Volunteering

O'Week

North Terrace

2021 O'Week was a challenging venture for the AUU with COVID-19 uncertainties and restrictions to consider during event planning and delivery. O'Week was the first major event delivered on campus since the COVID-19 pandemic began, so the health and safety of all staff, stakeholders and attendees was a priority. The event was delivered under the advisory of SA Health in accordance with a strict COVID Management Plan which saw the event adopt controlled entry and exit points, regular site cleaning and restricted site capacity.

Reaching a combined total of near 13,500 attendees, the AUU's diverse Orientation program of events included:

- Two-day festival site activation on the Barr Smith Lawns
- Three-day Clubsland event on Maths Lawns (74 clubs represented)
- Community & Volunteering Day
- Karaoke & Queens
- Fast Friends (in-person and online)
- Lazy Breakfast
- Koala Picnic (Member's Exclusive)
- Member's Lunch #1 (Members Exclusive)

2020 saw the delivery of 74 events across the University



Image: Adelaide Uni's Got Talent finalists

Waite

The AUU joined the existing orientation event held by the school of Food, Agriculture & Wine as was undertaken in 2020.

Roseworthy

O’Night was delivered at Roseworthy in the twilight timeframe from 4pm to 6 pm on the Corridor Block Lawns in the second week of the semester. The event featured Roseworthy clubs, service stalls and sponsored stalls. The event saw representation from 10 Clubs and 330 attendees.

Events

2020 saw the delivery of 74 events across the University campuses, servicing approximately 26,000 students. A major challenge for events was the physical attendance of students on campus with COVID-19 restrictions and lockdowns fluctuating across the academic year. Overall, attendance on campus was significantly down and remote learning was elected by a large portion of the student population. Despite these challenges, the events program entailed a diverse calendar and saw the delivery of fortnightly Member Lunches, campus talent competitions, live music-focused events, health-focused/study support events, cultural-themed events, and volunteer expos and opportunities for students to try new experiences. The year saw 3,645 free lunches dished up to AUU Members along with the return of popular events from previous years such as Stress Less in each semester, the Native Food Market, Adelaide Uni’s Got Talent, and Roller Palooza.

New initiatives for 2021 included:

- Around the World: collaboration with six cultural clubs to create a diverse event that exposed students to new foods, cultures, and entertainment.
- Sunset Sessions: a live music event held to celebrate the end of the year on the Maths Lawns with a picnic-style offering.
- Member’s Perks Party: exclusive AUU Member experiences including mini-golf and ice skating

Club community-focused events such as the Meet and Greet event series, Presidents Welcome Drinks, Presidents Dinner and Awards Night saw an increase in engagement. The events team continued to support the Clubs community with event support, consultation, and assistance for club-run events of all sizes off and on campus. The Events team also supported the Major Campus Impact Grants recipients throughout the event planning stages.

Volunteering

2021 saw 660 hours of on-campus volunteer service from over 60 volunteers. In addition to this, AUU Volunteers engaged with 13 external non-for-profit groups through off-campus opportunities to volunteer with the broader community.

Volunteer collaborations across the University community increased with new partnerships. Two new targeted volunteer programs were created in collaboration with Ecoversity and Student Life’s Health and Wellbeing team to run year-long, cause-specific volunteer programs called the ‘Eco Heroes’ and ‘Wellbeing Warriors’. These programs were promoted and recruited collaboratively with University stakeholders and saw 13 Wellbeing Warriors and eight Eco Heroes engage across the year. Volunteers from these programs were involved across both AUU event operations and respective University stakeholder operations.

Volunteering-focused events for 2021 included social events with volunteers and the delivery of two volunteer expo events in March and September, both of which showcased 12 and 18 external not-for-profit organisations respectively.



Image: U-Crew volunteers



Student Media

On Dit

This year's On Dit editors were Ivan Jankovic, Stasi Kapetanos, Michelle Royslance, and Isobel (Issi) Moore. Additionally, the editorial team consisted of 15 volunteer 'sub-editors' in a range of specialised roles. These included:

- Three Student Affairs Reporters helping cover stories related to the University, AUU, and student politics
- Five Arts and Creative Writing Sub-editors
- Two Opinion Columnists
- One Graphic Design Assistant
- One Satire Editor
- One Rural Affairs Reporter
- One International Student Reporter
- One Women's Reporter

The editors agreed that going forward, it would be advisable to bring on more general Student Affairs Reporters with a balanced spread of interests.

We introduced a successful Sustainabili-Dit column in partnership with the Adelaide Sustainability Association. EconDit continued in partnership with the Economics Club. Rural Student Voice and International Student Voice were notoriously difficult to source submissions for.

The editors published eight issues of the magazine, two issues less than our intended target (10). Despite significant delays between issues 2 and 3, and 4 and 5, we only published roughly 30 pages less content than in 2020. At the same time, we recognise that for the sake of relevance, timeliness, and constancy, 10 issues (i.e. one per month) is the ideal publishing rate for the magazine.

We endeavoured to report on University affairs in a timely and robust manner, building on the work of the 2020 editors. This included ongoing coverage of the new Vice-Chancellor's appointment and the University's controversial Organisational Sustainability Program. We found that most individuals, both in and outside the University community, were more than willing to offer On Dit comments.

We believe that including a range of voices in our reportage gave it a sheen of professionalism and credibility. We hope next year's team continue this trend.

This year's editors were proactive in soliciting content from students who otherwise may not have written for the magazine. Notable contributions include Go Suan Pau's writing on Myanmar, Ana Obradovic's "Don't let the political right take the 'Union' out of AUU", and what will go down as a certified On Dit classic, Tim Bergling's "Who would win in a fight? Stupol edition."

Continuing a tradition, we released three special editions this year. Elle Dit (issue 5) was edited by Michelle and Issi, and guest edited by Maya Tlauka and Georgia Penglis.

Queer Dit (issue 7) was guest edited by Caitlyn Battye, Annabel Fedcesin, Dean Plesa, and Lakeisha Watkins, with Ivan taking a supervising role. Hearsay, the creative writing edition, was edited by the team at large, but Michelle and Ivan took a lead on it owing to their mutual interest in creative writing. We also awarded bookstore vouchers to the three best submissions, which were announced at the end-of-year party.

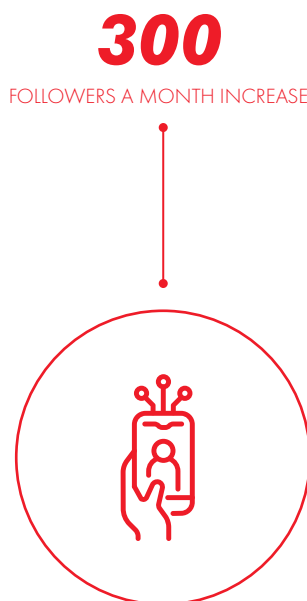
We believe that including a range of voices in our reportage gave it a sheen of professionalism and credibility.



Image: On Dit editors 2021

Student Radio

After a devastating COVID-19 period and its impact on all organisations including Student Radio, we had a lot to do. Although the previous teams tried to rebrand Student Radio, there wasn't enough outreach. There were a lot of people who had no idea about Student Radio's existence. Student Radio had to start from scratch to hire volunteers, build a team and put out a range of content while creating brand awareness for Student Radio.



At the end of O'Week, we had a team of five and Student Radio's outreach had massively improved through our creative stall ideas. This led to an increased online presence (namely an increase of 300 followers in a month).

We then focused on giving students an opportunity to showcase themselves. We introduced a podcast from the E-sports club and quickly moved on to music performances. This was an opportunity for any University student to come and record their music which would then be published on our YouTube channel. That's right, we moved into video as well! There was a wider audience for videos and entertainment than on radio which led us to this decision.

We ended off with a Student Radio and On Dit party and awards ceremony at Uni Bar. We had an amazing team of seven people by the end that worked hundreds of hours meeting up every week to take Student Radio to another level.

Student Radio worked with one director for the entire year with the help of volunteers.

Shivani Damisetti
Student Radio Director



Image: O'Week 2021



Image: O'Week 2021

ADELAIDE UNIVERSITY UNION

ABN: 19 572 381 388

**Financial Report For The Year Ended
31 December 2021**

ADELAIDE UNIVERSITY UNION

ABN: 19 572 381 388

Financial Report For The Year Ended 31 December 2021

CONTENTS	Page
Statement of Profit or Loss and Other Comprehensive Income	3
Statement of Financial Position	4
Statement of Changes in Equity	5
Statement of Cash Flows	6
Notes to the Financial Statements	7
Responsible Persons Declaration	16
Independent Auditor's Report	17

ADELAIDE UNIVERSITY UNION
 ABN: 19 572 381 388
 STATEMENT OF PROFIT OR LOSS AND OTHER COMPREHENSIVE INCOME
 FOR THE YEAR ENDED 31 DECEMBER 2021

	Note	2021 \$	2020 \$
Sales revenue	2	2,636,156	2,733,459
Other income	2	294,507	807,726
Employee benefits expense		(1,445,098)	(1,437,026)
Grant expenses		(895,544)	(798,794)
Interest expense		(271)	-
Professional fees and consulting		(87,329)	(52,479)
Student services, activities and events		(330,759)	(361,904)
Printing, postage and stationery		(53,122)	(80,569)
Other expenses		(195,236)	(196,014)
Occupancy		(59,916)	(48,350)
Donations		(260)	(750,000)
Depreciation and amortisation expense		(46,711)	(55,470)
Profit before income tax		<u>(183,583)</u>	<u>(239,421)</u>
Tax (expense) income		-	-
Profit (loss) for the year		<u>(183,583)</u>	<u>(239,421)</u>
Other comprehensive income:			
Items that will not be reclassified subsequently to profit or loss			
Total other comprehensive income for the year		<u>-</u>	<u>-</u>
Total comprehensive income for the year		<u>(183,583)</u>	<u>(239,421)</u>

The accompanying notes form part of these financial statements.

ADELAIDE UNIVERSITY UNION
 ABN: 19 572 381 388
 STATEMENT OF FINANCIAL POSITION
 AS AT 31 DECEMBER 2021

	Note	2021 \$	2020 \$
ASSETS			
CURRENT ASSETS			
Cash and cash equivalent	4	331,268	418,782
Trade and other receivables	5	257,239	259,526
Other current assets	6	-	-
TOTAL CURRENT ASSETS		588,507	678,308
NON-CURRENT ASSETS			
Financial assets	7	400,003	400,003
Property, plant and equipment	8	316,154	335,390
TOTAL NON-CURRENT ASSETS		716,157	735,393
TOTAL ASSETS		1,304,664	1,413,701
LIABILITIES			
CURRENT LIABILITIES			
Trade and other payables	9	129,098	147,806
Other financial liabilities	10	78,880	4,899
Provisions	11	234,074	208,266
TOTAL CURRENT LIABILITIES		442,052	360,971
NON-CURRENT LIABILITIES			
Provisions	11	22,146	28,681
TOTAL NON-CURRENT LIABILITIES		22,146	28,681
TOTAL LIABILITIES		464,198	389,652
NET ASSETS		840,466	1,024,049
EQUITY			
Issued capital		-	-
Cashflow boost reserve	12	100,000	100,000
Retained earnings		740,466	924,049
TOTAL EQUITY		840,466	1,024,049

The accompanying notes form part of these financial statements.

ADELAIDE UNIVERSITY UNION
ABN: 19 572 381 388
STATEMENT OF CHANGES IN EQUITY
FOR THE YEAR ENDED 31 DECEMBER 2021

	Note	Reserves		Total \$
		Retained Earnings (accumulated losses)	Cash Boost Reserve	
		\$	\$	
Balance at 1 January 2020		1,263,470	-	1,263,470
Comprehensive income				
Profit (loss) for the year		(239,421)	-	(239,421)
Total comprehensive income for the year attributable to owners of the entity		(239,421)	-	(239,421)
Other				
Transfer of Cashflow Boost Income to Cashflow Boost Reserve		(100,000)	100,000	-
Total Other		(100,000)	100,000	-
Balance at 31 December 2020		924,049	100,000	1,024,049
Balance at 1 January 2021		924,049	100,000	1,024,049
Comprehensive income				
Profit (loss) for the year		(183,583)	-	(183,583)
Total comprehensive income for the year attributable to owners of the entity		(183,583)	-	(183,583)
Balance at 31 December 2021		740,466	100,000	840,466

The accompanying notes form part of these financial statements.

ADELAIDE UNIVERSITY UNION
ABN: 19 572 381 388
STATEMENT OF CASH FLOWS
FOR THE YEAR ENDED 31 DECEMBER 2021

	Note	2021 \$	2020 \$
CASH FLOWS FROM OPERATING ACTIVITIES			
Receipts from customers		2,947,700	2,905,529
Payments to suppliers and employees		(3,078,441)	(3,917,107)
Interest paid		(271)	-
Interest received		-	1,159
Government Grant income		-	532,200
Other income		77,430	274,367
Net cash provided by operating activities	14(a)	<u>(53,582)</u>	<u>(203,852)</u>
CASH FLOWS FROM INVESTING ACTIVITIES			
Proceeds from/advances to related party loans		(6,457)	499,548
Purchase of property, plant and equipment		(27,475)	(19,500)
Net cash (used in)/provided by investing activities		<u>(33,932)</u>	<u>480,048</u>
CASH FLOWS FROM FINANCING ACTIVITIES			
Net cash provided by/(used in) financing activities		<u>-</u>	<u>-</u>
Net increase/(decrease) in cash held		(87,514)	276,146
Cash and cash equivalent at beginning of financial year		418,782	142,636
Cash and cash equivalent at end of financial year	4	<u><u>331,268</u></u>	<u><u>418,782</u></u>

The accompanying notes form part of these financial statements.

ADELAIDE UNIVERSITY UNION

ABN: 19 572 381 388

NOTES TO THE FINANCIAL STATEMENTS FOR THE YEAR ENDED 31 DECEMBER 2021

The financial statements cover Adelaide University Union Inc as an individual entity. These financial statements are presented in Australian dollars, which is Adelaide University Union's function and presentation currency. The Adelaide University Union is a not-for-profit incorporated association, incorporated and domiciled in Australia.

Note 1 Summary of Significant Accounting Policies

Basis of Preparation

The principal accounting policies adopted in the preparation of the financial statements are set out below. These policies have been consistently applied to all the years presented, unless otherwise stated.

In the Board Members' opinion, the entity is not a reporting entity because there are no users dependent on general purpose financial statements.

These are special purpose financial statements that have been prepared for the purpose of complying with the Australian Charities and Not-for-profits Commission Act 2012 and the Incorporated Associations Act (SA) 1985.

These financial statements have been prepared in accordance with recognition and measurement requirements specified by the Australian Accounting Standards and Interpretations issued by the Australian Accounting Standards Board (AASB) and the disclosure requirements of AASB 101 'Presentation of Financial Statements', AASB 107 'Statement of Cash Flows', AASB 108 'Accounting Policies, Changes in Accounting Estimates and Errors', AASB 1048 'Interpretation of Standards' and AASB 1054 'Australian Additional Disclosures', as appropriate for not-for-profit orientated entities.

Adelaide University Union has not fully assessed whether it has relationships with other entities which, for reporting purposes, might be considered subsidiaries, association or joint ventures as it is not required by the Australian Charities and Not-for-profits Commission Act 2012 to do so.

These special purpose financial statements comply with all the recognition and measurement requirements in Australian Accounting Standards except for the requirements set out in AASB 10 Consolidated Financial Statements or AASB 128 Investment in Associates and Joint Ventures.

The financial statements, except for cash flow information, have been prepared on an accrual basis and are based on historical costs, unless otherwise stated in the notes. The accounting policies that have been adopted in the preparation of the financial statements are as follows:

(a) Income Tax

Adelaide University Union is exempt from income tax.

ADELAIDE UNIVERSITY UNION

ABN: 19 572 381 388

NOTES TO THE FINANCIAL STATEMENTS FOR THE YEAR ENDED 31 DECEMBER 2021

Note 1 Summary of Significant Accounting Policies (continued)

(b) Property, Plant and Equipment

Plant and equipment

All property, plant and equipment are initially carried at cost and are depreciated over their useful lives to the entity.

The carrying amount of plant and equipment is reviewed annually by the directors to ensure it is not in excess of the recoverable amount. The recoverable amount is assessed on the basis of expected net cash flows that will be received from the asset's employment and subsequent disposal. The expected net cash flows have been discounted to present values in determining recoverable amounts

Depreciation

The depreciable amount of all fixed assets, is depreciated on a straight-line basis over the asset's useful lives to the entity

The depreciation rates used for each class of depreciable assets are:

Asset	Depreciation Rate
Lease hold Improvements	3-10 years
Plant and equipment	3-7 years

(c) Impairment of non-financial assets

Non-financial assets are reviewed for impairment whenever events or changes in circumstances indicated that the carrying amount may not be recoverable. An impairment loss is recognised for the amount by which the asset's carrying amount exceeds its recoverable.

Recoverable amount is the higher of an asset's fair value less costs of disposal and value-in-use. The value-in-use is the present value of the estimated future cash flows relating to the asset using a pre-tax discount rate specific to the asset or cash-generating unit to which the asset belongs. Assets that do not have independent cash flows are grouped together to form a cash-generating unit.

(d) Investments in Subsidiaries

Investment in subsidiaries are valued at cost.

(e) Intangible Assets Other than Goodwill

Software

Significant costs associated with software are deferred and amortised on a straight-line basis over the period of their expected benefit, being their finite life of 2.5 years.

Benefits

Short-term employee benefits

Provision is made for the entity's liability for employee benefits arising from services rendered by employees to the end of the reporting period. Employee benefits have been measured at the nominal amounts expected to be paid when the liability is settled, plus any related on-costs. Both annual leave and long service leave are recognised within the provisions of liability.

ADELAIDE UNIVERSITY UNION

ABN: 19 572 381 388

NOTES TO THE FINANCIAL STATEMENTS FOR THE YEAR ENDED 31 DECEMBER 2021

Note 1 Summary of Significant Accounting Policies (continued)

(f) Employee Benefits (continued)

Short-term employee benefits (continued)

Liabilities for wages and salaries, including non-monetary benefits, annual leave and long service leave expected to be settled within 12 months of the reporting date are measured at the amounts expected to be paid when the liabilities are settled.

Other long-term employee benefits

The liability for annual leave and long service leave not expected to be settled within 12 months of the reporting date are measured as the present value of expected future payments to be made in respect of services provided by employees up to the reporting date using the projected unit credit method. Consideration is given to expected future wage and salary levels, experience of employee departures and periods of service. Expected future payments are discounted using market yields at the reporting date on corporate bonds with terms to maturity and currency that match, as closely as possible, the estimated future cash outflows.

(g) Cash and Cash Equivalents

Cash and cash equivalents includes cash on hand and deposits held at call with financial institutions with original maturities of three months or less that are readily convertible to known amounts of cash and which are subject to an insignificant risk of changes in value.

(h) Revenue and Other Income

Revenue is recognised when it is probable that the economic benefit will flow to the entity and the revenue can be reliably measured. Revenue is measured at the fair value of the consideration received or receivable.

Other revenue is recognised when it is received or when the right to receive payment is established.

Interest revenue is recognised when it is received or when the right to receive payment is established.

All revenue is stated net of the amount of goods and services tax.

(i) Trade and Other Receivables

Trade and other receivables are initially recognised at fair value and subsequently measured at amortised cost using the effective interest method, less any provision for impairment. Trade receivables are generally due for settlement within 30 days.

(k) Other Liabilities

Other liabilities comprise income in advance and/or unexpected grants. The entity receives grant monies to fund for specific projects irrespective of the period of time required to complete those projects. It is the policy of the entity to treat grant monies as unexpected grants in the statement of financial position where the entity is contractually obliged to provide the services in a subsequent financial period to when the grant is received or in the case of specific project grants and where the project has not been completed.

All other borrowing costs are recognised in profit or loss in the period in which they are incurred.

ADELAIDE UNIVERSITY UNION

ABN: 19 572 381 388

NOTES TO THE FINANCIAL STATEMENTS FOR THE YEAR ENDED 31 DECEMBER 2021

Note 1 Summary of Significant Accounting Policies (continued)

(l) Goods and Services Tax (GST)

Revenues, expenses and assets are recognised net of the amount of GST, except where the amount of GST incurred is not recoverable from the Australian Taxation Office (ATO).

Receivables and payables are stated inclusive of the amount of GST receivable or payable. The net amount of GST recoverable from, or payable to, the ATO is included with other receivables or payables in the statement of financial position.

Cash flows are presented on a gross basis. The GST components of cash flows arising from investing or financing activities, which are recoverable from or payable to the ATO, are presented as operating cash flows included on receipts from customers or payments to suppliers.

(m) Comparative Figures

When required by Accounting Standards, comparative figures have been adjusted to conform to changes in presentation for the current financial year.

Where the company retrospectively applies an accounting policy, makes a retrospective restatement of items in the financial statements or reclassifies items in its financial statements, a third statement of financial position as at the beginning of the preceding period in addition to the minimum comparative financial statements is presented.

(n) Critical Accounting Estimates and Judgements

The preparation of the financial statements requires management to make judgements, estimates and assumptions that affect the reported amounts in the financial statements. Management continually evaluates its judgements and estimates in relation to assets, liabilities, contingent liabilities, revenue and expenses. Management bases its judgements, estimates and assumptions on historical experience and on other various factors, including expectations of future events, management believes to be reasonable under the circumstances. The resulting accounting judgements and estimates will seldom equal the related actual results. The judgements, estimates and assumptions that have a significant risk of causing a material adjustment to the carrying amounts of assets and liabilities (refer to the respective notes) within the next financial year are discussed below.

Key Estimates

(i) Provision for impairment of receivables

The provision for impairment of receivables assessment requires a degree of estimation and judgement. The level of provision is assessed by taking into account the recent sales experience, the ageing of receivables, historical collection rates and specific knowledge of the individual debtors financial position.

(ii) Employee benefits provision

As discussed in note 1(d), the liability for employee benefits expected to be settled more than 12 months from the reporting date are recognised and measured at the present value to the estimated future cash flows to be made in respect of all employees at the end reporting date. In determining the present value of the liability, estimates of attrition rates and pay increases through promotion and inflation have been taken into account.

ADELAIDE UNIVERSITY UNION

ABN: 19 572 381 388

NOTES TO THE FINANCIAL STATEMENTS FOR THE YEAR ENDED 31 DECEMBER 2021

Note 2 Revenue and other income

The entity has recognised the following amounts relating to revenue in the statement of profit or loss.

	Note	2021 \$	2020 \$
Revenue			
- Adelaide University Funding		2,338,850	2,398,386
- Membership fees		58,249	68,085
- Vending machine commission		186,846	166,762
- Advertising and sponsorship		52,211	100,226
		<u>2,636,156</u>	<u>2,733,459</u>
Other income			
- Interest received		144,877	1,035
- Other income		77,430	274,491
- Job Keeper		72,200	412,200
- South Australian State Government Grant		-	20,000
- Cashflow Boost income		-	100,000
Total Other income		<u>294,507</u>	<u>807,726</u>

Note 3 Auditor's Remuneration

Remuneration of the audit for:

Audit and compilation of the financial statements (2020: Audit of the financial statements)

11,300	9,300
<u>11,300</u>	<u>9,300</u>

Note 4 Cash and Cash Equivalents

CURRENT

Cash on hand	13,212	17,180
Undeposited Funds	-	284
Bank SA - Business cheque account	216,750	300,012
Bank SA - Online saver account	1,306	1,306
Term deposit	100,000	100,000
	<u>331,268</u>	<u>418,782</u>

Note 5 Trade and Other Receivables

CURRENT

Trade receivables	167,804	153,727
Other debtors	11,656	34,455
Accrued income	-	22
Loan - Campus Service Holdings 2017	70,870	70,870
Loan - Campus Retail Services Pty Ltd	617	452
Loan - Student Care Inc	6,292	-
Total current trade and other receivables	<u>257,239</u>	<u>259,526</u>

ADELAIDE UNIVERSITY UNION

ABN: 19 572 381 388

NOTES TO THE FINANCIAL STATEMENTS FOR THE YEAR ENDED 31 DECEMBER 2021

Note 6 Other Assets

	Note	2021 \$	2020 \$
CURRENT			
Prepayments		-	-
		<u>-</u>	<u>-</u>

Note 7 Financial Assets

NON-CURRENT			
Investment in subsidiary at cost		400,003	400,003
Campus Services Holdings		2,340,000	2,340,000
Impairment of loan - Campus Service Holdings		(2,340,000)	(2,340,000)
		<u>400,003</u>	<u>400,003</u>

Note 8 Property, Plant and Equipment

LAND AND BUILDINGS

Property Improvements		372,353	372,353
Less Accumulated depreciation		(176,990)	(158,385)
Total land and buildings		<u>195,363</u>	<u>213,968</u>

PALNT AND EQUIPMENT

Motor Vehicles		40,649	40,649
Less Accumulated depreciation		(10,385)	(5,304)
		<u>30,264</u>	<u>35,345</u>
Office furniture		317,350	289,875
Less Accumulated depreciation		(226,823)	(203,800)
		<u>90,527</u>	<u>86,075</u>
General office furniture and equipment		10,274	10,274
Less Accumulated depreciation		(10,274)	(10,274)
		<u>-</u>	<u>-</u>
Software Development Pool		29,000	29,000
Less Accumulated depreciation		(29,000)	(28,998)
		<u>-</u>	<u>2</u>
Total plant and equipment		<u>120,791</u>	<u>121,422</u>
Total property, plant and equipment		<u>316,154</u>	<u>335,390</u>

ADELAIDE UNIVERSITY UNION

ABN: 19 572 381 388

NOTES TO THE FINANCIAL STATEMENTS FOR THE YEAR ENDED 31 DECEMBER 2021

Note 8 Property, Plant and Equipment (continued)

(a) Movements in Carrying Amount

Movements in the carrying amounts for each class of property, plant and equipment between the beginning and the end of the current financial year.

	Property Improvements	Motor Vehicles	Plant and Equipment	Office furniture and equipment	Total
	\$	\$	\$	\$	\$
Balance at 1 January 2020	232,573	40,426	9,668	88,643	371,310
Additions	-	-	-	19,550	19,550
Disposals - written down value	-	-	-	-	-
Depreciation expense	(18,605)	(5,081)	(9,666)	(22,118)	(55,470)
Carrying amount at 31 December 2020	213,968	35,345	2	86,075	335,390
Additions	-	-	-	27,475	27,475
Depreciation expense	(18,605)	(5,081)	(2)	(23,023)	(46,711)
Carrying amount at 31 December 2021	195,363	30,264	-	90,527	316,154

Note 9 Trade and Other Payables	Note	2021 \$	2020 \$
Unsecured liabilities			
Trade payables		36,698	7,944
Sundry payables		23,312	59,321
Other payables (net amount of GST payable)		11,715	20,009
VISA cards		2,289	3,621
Goods and services tax		55,084	56,911
		129,098	147,806

Note 10 Other Financial Liabilities

Accrued charges	12,430	4,899
Funding in advance	66,450	-
	78,880	4,899

Note 11 Provisions

CURRENT		
Opening balance at 1 January	212,315	148,805
Additional provisions raised during the year	21,759	63,510
Balance at 31 December	234,074	212,315
Payroll accruals	-	(4,049)
Total current provisions	234,074	208,266

ADELAIDE UNIVERSITY UNION

ABN: 19 572 381 388

NOTES TO THE FINANCIAL STATEMENTS FOR THE YEAR ENDED 31 DECEMBER 2021

Note 11 Provisions (Continued)	Note	2021	2020
		\$	\$
NON-CURRENT			
Employee benefits			
Opening balance at 1 January		28,681	17,923
Additional provisions raised during the year		(6,535)	10,758
Balance at 31 December		<u>22,146</u>	<u>28,681</u>

Provisions for employee benefits

Provisions for employee benefits represents amounts accrued for annual leave and long service leave.

The current portion for this provisions includes the total amount accrued for annual leave entitlements and the amounts accrued for long service leave entitlements that have vested due to employees having completed the required period of service. Based on past experience the Entity does not expect the full amount of annual leave or long services leave balances classified as current liabilities to be settled within the next 12 months. However, these amounts must be classified as current liabilities since the Entity does not have an unconditional right to defer the settlement of these amounts in the event employees wish to use their leave entitlements.

The non-current portion for this provision includes amounts accrued for long service leave entitlements that have not yet vested in relation to those employees who have not yet completed the required period of service.

Note 12 Reserves

- (a) The entity was entitled to cashflow boost payment during the year. The Cashflow boost reserve was created by the entity to keep a record of this non-assessable income for the tax purpose.

Note 13 Contingent Liabilities and Contingent Assets

The entity had no contingent liabilities as at 31 December 2021 and 31 December 2020.

Note 14 Cash Flow Information

(a) Reconciliation of cash flows from operating activities with profit after income tax		
Profit after income tax	(183,583)	(239,421)
Non-cash flows in profit		
- Depreciation	46,711	55,470
Changes in assets and liabilities		
- (increase)/decrease in trade and other receivables	8,744	(95,441)
- (increase)/decrease in prepaid expenses	-	9,870
- increase/(decrease) in accrued charges	7,531	83
- increase/(decrease) in income in advance	66,450	(15,788)
- increase/(decrease) in trade and other payables	(18,708)	37,218
- increase/(decrease) in employee provisions	19,273	44,157
Net cash provided by operating activities	<u>(53,582)</u>	<u>(203,852)</u>

ADELAIDE UNIVERSITY UNION

ABN: 19 572 381 388

NOTES TO THE FINANCIAL STATEMENTS FOR THE YEAR ENDED 31 DECEMBER 2021

Note 15 Events After the Reporting Date

No other matter or circumstances has arisen since 31 December 2021 that has significantly affected, or may significantly affect the entity's operations, the results of those operations, or the company's state of affairs in future financial years.

Note 16 Nature of operations and Principal Activities

The principal activities of the entity (AUU) during the financial year were to provide amenities and services to further the welfare of students and members. These services focus on the main social, cultural and support centre for all students at all times. Services such as Academic advocacy, welfare and grants, Events on campus, Student Radio, On Dit, Employment and Volunteering Service ensure that we can assist the welfare of student life experience throughout their education process.

No significant change in nature of these activities occurred during the year.

Note 17 Entity details

The registered office and principal place of business of the entity is:

Adelaide University Union
Level 4, Union House
Gate 10, Victoria Drive
Adelaide SA 5005

ADELAIDE UNIVERSITY UNION
ABN: 19 572 381 388
RESPONSIBLE PERSONS DECLARATION

In accordance with a resolution of the Responsible Persons of Adelaide University of Union, the Responsible Persons declare that:

1. The financial statements and notes, as set out on pages 3 to 15, are in accordance with the Australian Charities and Not-for-profits Commission Act 2012 and:
 - (a) Are in accordance with the ACNC Act 2012, and comply with the Australian Accounting Standards, to the extent described in Note 1 and the ACNC Regulations 2013.
 - (b) Give a true and fair view of the financial position of the registered entity as at 31 December 2021 and of its performance for the year ended on that date in accordance with accounting policies described in Note 1.
2. There are reasonable grounds to believe that the registered entity will be able to pay its debts as and when they become due and payable.

This declaration is signed in accordance with subs 60.15(2) of the Australian Charities and Not-for-profits Commission Regulation 2013.

Other than the matters set out in the notes to the financial statements, in accordance with Section 35(5) of the Associations Incorporations Act (SA) 1985, the Board Members of Adelaide University Union hereby state that during the financial year ended 31 December 2021.

- (a)
 - (i) No officer of the association;
 - (ii) No firm of which an officer is a member; and
 - (iii) No body corporate in which an officer has a substantial financial interest,

has received or become entitled to receive a benefit as a result of a contract between the officer, firm or body corporate and the Association.

- (b) No officer of the association has received directly or indirectly from the Association any payment or other benefit of pecuniary value.

Signed in accordance with a resolution of the Board of Members.

王梓劭

Oscar Ong

Dated this 27 days of June 2022

INDEPENDENT AUDITOR'S REPORT TO THE MEMBERS OF ADELAIDE UNIVERSITY UNION

Report on the Audit of the Financial Report

Opinion

We have audited the financial report of Adelaide University Union (the registered entity), which comprises the statement of financial position as at 31 December 2021, the statement of profit or loss and other comprehensive income, the statement of changes in equity and the statement of cash flows for the year then ended, and notes to the financial report, including a summary of significant accounting policies, and the responsible entities' declaration.

In our opinion the accompanying financial report of Adelaide University Union, is in accordance with Division 60 of the *Australian Charities and Not-for-profits Commission Act 2012*, including:

- (i) Giving a true and fair view of the registered entity's financial position as at 31 December 2021 and of its financial performance for the year then ended; and
- (ii) Complying with Australian Accounting Standards to the extent described in Note 1 and Division 60 of the *Australian Charities and Not-for-profits Commission Regulation 2013*.

Basis for opinion

We conducted our audit in accordance with Australian Auditing Standards. Our responsibilities under those standards are further described in the *Auditor's responsibilities for the audit of the Financial Report* section of our report. We are independent of the registered entity in accordance with the auditor independence requirements of the *Australian Charities and Not-for-profits Commission Act 2012* (ACNC Act) and the ethical requirements of the Accounting Professional and Ethical Standards Board's *APES 110 Code of Ethics for Professional Accountants (including Independence Standards)* (the Code) that are relevant to our audit of the financial report in Australia. We have also fulfilled our other ethical responsibilities in accordance with the Code.

We believe that the audit evidence we have obtained is sufficient and appropriate to provide a basis for our opinion.

Emphasis of matter - Basis of accounting

We draw attention to Note 1 to the financial report, which describes the basis of accounting. The financial report has been prepared for the purpose of fulfilling the registered entity's financial reporting responsibilities under the ACNC Act. As a result, the financial report may not be suitable for another purpose. Our opinion is not modified in respect of this matter.

Responsibilities of responsible entities for the Financial Report

The responsible entities of the registered entity are responsible for the preparation of the financial report that gives a true and fair view and have determined that the basis of preparation described in Note 1 to the financial report is appropriate to meet the requirements of the ACNC Act and the needs of the members. The responsible entities' responsibility also includes such internal control as the responsible entities determine is necessary to enable the preparation of a financial report that gives a true and fair view and is free from material misstatement, whether due to fraud or error.



In preparing the financial report, the responsible entities are responsible for assessing the registered entity's ability to continue as a going concern, disclosing, as applicable, matters relating to going concern and using the going concern basis of accounting unless the responsible entities either intend to liquidate the registered entity or to cease operations, or have no realistic alternative but to do so.

Auditor's responsibilities for the audit of the Financial Report

Our objectives are to obtain reasonable assurance about whether the financial report as a whole is free from material misstatement, whether due to fraud or error, and to issue an auditor's report that includes our opinion. Reasonable assurance is a high level of assurance, but is not a guarantee that an audit conducted in accordance with the Australian Auditing Standards will always detect a material misstatement when it exists. Misstatements can arise from fraud or error and are considered material if, individually or in the aggregate, they could reasonably be expected to influence the economic decisions of users taken on the basis of this financial report.

A further description of our responsibilities for the audit of the financial report is located at the Auditing and Assurance Standards Board website (<http://www.auasb.gov.au/Home.aspx>) at: http://www.auasb.gov.au/auditors_responsibilities/ar4.pdf

This description forms part of our auditor's report.

A handwritten signature in blue ink that reads 'BDO'.

BDO Audit Pty Ltd

A handwritten signature in blue ink that reads 'Andrew Tickle'.

Andrew Tickle
Director

Adelaide, 28 June 2022



Tel: +61 8 7324 6000
Fax: +61 8 7324 6111
www.bdo.com.au

BDO Centre
Level 7, 420 King William Street
Adelaide SA 5000
GPO Box 2018 Adelaide SA 5001
Australia

**DECLARATION OF INDEPENDENCE
BY ANDREW TICKLE
TO THE BOARD MEMBERS OF ADELAIDE UNIVERSITY UNION**

As lead auditor of Andrew Tickle for the year ended 31 December 2021, I declare that, to the best of my knowledge and belief, there have been:

1. No contraventions of the auditor independence requirements of section 60-40 of the *Australian Charities and Not-for-profit Commission Act 2012* in relation to the audit; and
2. No contraventions of any applicable code of professional conduct in relation to the audit.

Andrew Tickle
Director

BDO Audit Pty Ltd

Adelaide, 28 June 2022



ADELAIDE UNIVERSITY UNION
North Terrace Campus
Level 4 Hub Central, University of Adelaide